

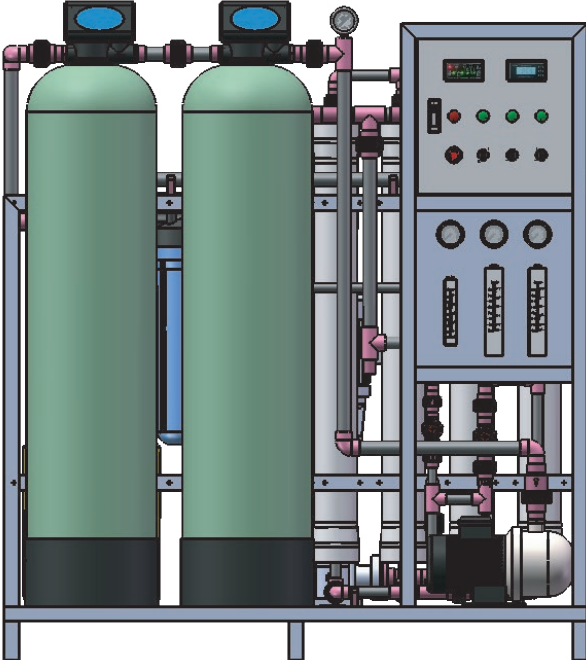
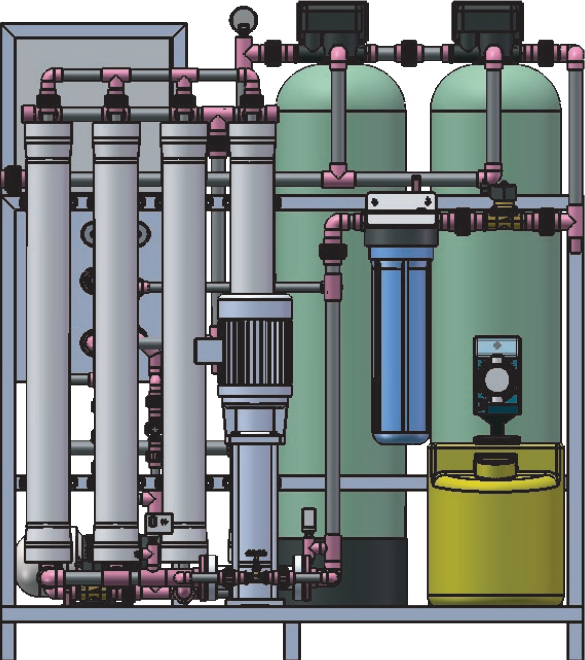
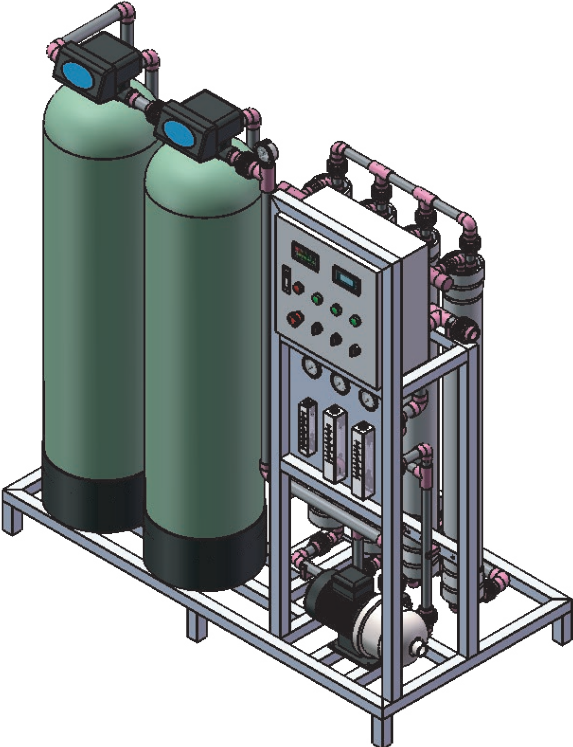
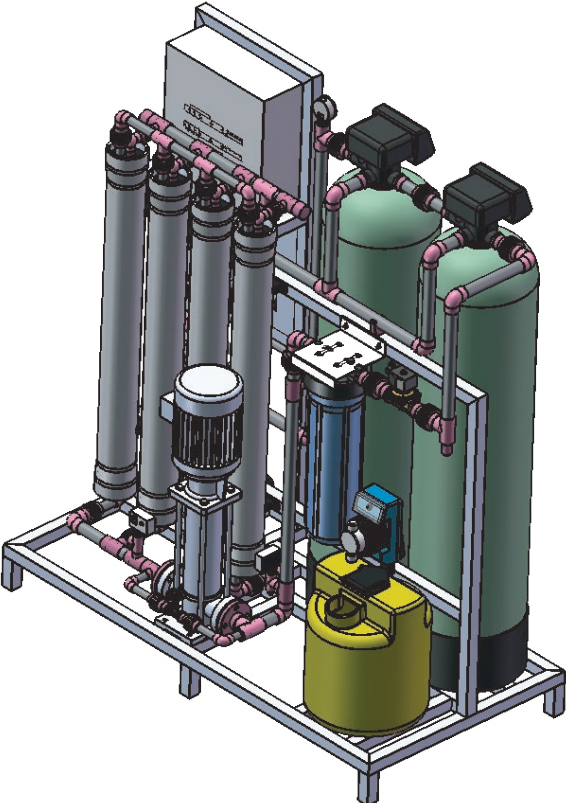


1000LPH INDUSTRIAL RO SYSTEM ON SKID

DATASHEET



360° View Of the System



Reverse Osmosis System

Specifications

- ◆ **Capacity:** 6000 GPD
- ◆ **RO Membrane:** 4 pcs
- ◆ **RO Pump:** 3HP
- ◆ **Voltage/Hertz:** 110V or 220V / 50Hz or 60Hz / Single phase or three phase
- ◆ **Pipe Size:** 3/4" Feed, 1/2" Permeate, 1/2" Concentrate, 1/2" Flush (BSP thread)

Features

- ◆ **Sediment Filter:** 5 Micron Sediment Filter that removes sediments and protects the system.
- ◆ **High Pressure Pump:** 1HP Motor Vertical Multi-Stage Pump with flow rate of 1080 Liters/H. High quality stainless steel Shimgi Pump for long-life usage.
- ◆ **RO Membrane:** One of the industry's leading brackish water RO elements - Vontron-4040.
- ◆ **Membrane Housing:** 4" x 40" Stainless Steel Housing with 300PSI maximum operating pressure.
- ◆ **Pressure Gauges:** Glycerin Filled Gauges for monitoring the system's operating pressure and per liter operating pressures.
- ◆ **Low Pressure Switch:** Safety device to protect the pump from running dry when there is insufficient water feed pressure.
- ◆ **Solenoid Valves:** To assist with the on/off functionality of the system and automatic membrane flush.
- ◆ **Flow Meters:** One Product and One Waste Flow Meters - Enables operator to actually adjust product to waste ratio and monitor system's performance.
- ◆ **Regulator Valve:** One Stainless Steel ANSI 316 Needle Valve - regulates the product to waste ratio (system's recovery).
- ◆ **Micro-Computer Controller:** A specialized controller designed by Purltech for commercial systems with automatic controls and TDS monitors.

Operating Parameters

- ◆ 180 PSI | Max. Feed TDS | 1000 ppm
- ◆ Normal Salt Rejection: 99% | Max. Feed Hardness | 15 ppm
- ◆ Minimum Salt Rejection: 96% | Feed pH Range | 3.0 - 10.0 ppm
- ◆ Operating Temperature: 20 °C - 45 °C | Free Residual Chlorine | 0.1 ppm
- ◆ Minimum Feed Pressure: 1.5Kg | Recovery Rate | 60% - 75%

Feed Pump

Horizontal Multi-Stage Centrifugal Pump (CHT2)

Applications

CHT series are mini horizontal centrifugal pumps, have a wide application in domestic water supply industry and construction. They are used for:

- ◆ Air-conditioning systems
- ◆ Cooling Systems
- ◆ Industrial cleaning, conveyance and circulation of liquid.
- ◆ Water treatment (Water Purification)
- ◆ Domestic water supply
- ◆ Boosting, environment
- ◆ Other Special usage

Working conditions

- ◆ Diluted, clean, non-flammable, and non-explosive liquids
- ◆ Liquid without solid grain or fibers
- ◆ Liquid Temperature:
 - Low temperature: $-20^{\circ}\text{C} \sim +70^{\circ}\text{C}$
 - Standard temperature: $+15^{\circ}\text{C} \sim +70^{\circ}\text{C}$
 - High temperature: $+70^{\circ}\text{C} \sim +104^{\circ}\text{C}$
- ◆ Max. environmental temperature: 50°C
- ◆ Max. operating pressure: 10 bar
- ◆ Max. Suction pressure is limited by max. operating pressure

Motor

- ◆ 2-pole induction motor;
- ◆ Three-phase: 220/380V/50Hz
- ◆ Single-phase with input thermal protector
- ◆ Insulation class: F
- ◆ Protection: IP55
- ◆ Continuous duty

Dosing Pump

ALLEDOSIEREN®

Specifications

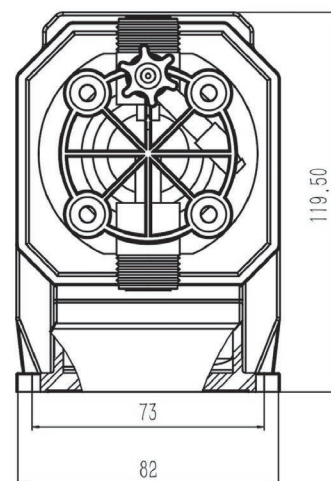
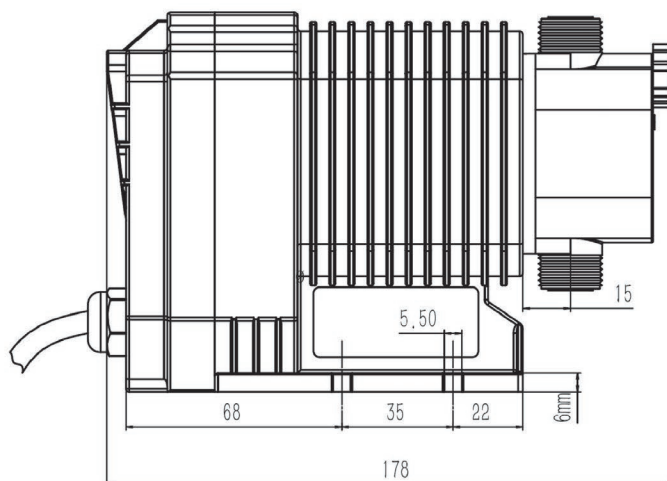
- ◆ Flow: 0.48 ~ 15.20 L/h
- ◆ Pressure: 8.2 ~ 1.8 Bar

Features

- ◆ LCD display
- ◆ Adjust the flow by key
- ◆ Cycle timer
- ◆ Frequency or percentage model
- ◆ Optional automatic control by external signal

Capacity Data

Capacity	Flow L/h	Pressure Bar	Stroke frequency (N/Min)	Suction Height (m)	POWER (W)	Weight (Kg)	Tubing (mm)	Voltage VAC
00508	0.48	8.2	90	1.0	12	2.9	4x6	220V 40 & 60Hz
01008	1.03	8.2	90	1.0	12			
02008	2.16	8.2	120	1.5	12			
03008	3.12	7.6	120	1.5	12			
04006	3.60	6.8	120	1.5	12			
05006	5.04	6.2	160	1.5	16			
06005	6.00	4.3	160	1.5	16			
08004	8.16	3.8	160	1.5	16			
09003	9.00	3.5	160	2.0	24			
10004	10.20	3.2	160	2.0	24			
12003	12.18	2.8	180	2.0	30			
15002	15.20	1.8	180	2.0	30			





Vertical Multi-Stage Centrifugal Pump

Application Limits of Vertical Pump

- ◆ Medium temperature: normal type: 0°C ~ 68°C hot water type: 0°C~120°C
- ◆ Ambient temperature: +40°C
- ◆ Max ambient pressure: 1.0MPa
- ◆ Advisable to use motor of higher power in case that the density or viscosity of medium is above that of water.
pH: 5 to 8

Application Fields of Centrifugal Pump

Water Supply

- ◆ Filtration and transfer at waterworks
- ◆ Distribution from waterworks
- ◆ Pressureboosting in mains
- ◆ Pressure boosting in high-rise buildings, hotels, etc.
- ◆ Pressure boosting for industrial water supply


Industry

- ◆ Pressure boosting
- ◆ Process water systems
- ◆ Washing and cleaning systems
- ◆ Vehicle washing tunnels
- ◆ Fire fighting systems

Liquid transfer

- ◆ Cooling and air-conditioning systems(refrigerants)
- ◆ Boiler feed and condensate systems
- ◆ Machine tools(cooling lubricants)
- ◆ Aquafarming
- ◆ Transfer
- ◆ Oil and alcohol
- ◆ Glycol and coolants

Water treatment

- ◆ Ultra-filtration systems
 - ◆ Reverse osmosis systems
 - ◆ Softening, ionising, demineralizing systems
 - ◆ Distillation systems
 - ◆ Separators
 - ◆ Swimming baths
- 



Irrigation

Field irrigation(flooding)
Sprinkler irrigation
Drip-feed irrigation

Electric Motor

Full-enclosed and ventilating two-pole standard motor
Protection class: IP55
Insulation class: F
Standard voltage Single phase 220V-50Hz Three phase: 380/400V-50Hz
Standard motor efficiency: 11kW to 45kW:IE3, other: IE2, specific efficiency value for
below table

